

METAL

All Types of
Finishes
for Painting
Metal



Smooth Effect

For Internal and External Painting



Hammerton

Revolutionary Direct Application on Rust

Suited for application on all metal types

Packaging 0.25, 0.75, 2.5, 4.5 liters

- Excellent adhesion to steel and galvanized steel
- High water impermeability
- Long term fading resistance
- Long term resistance to rust
- Excellent results when applied with a brush, quick drying
- Easy application, no time limit on second coat

Ready to Use Shades



RAL 5019 | Blue
654-149




RAL 6005 | Dark green
654-188



RAL 6001 | Green
654-186



RAL 9005 | Black
654-202




RAL 9010 | White
654-101



Transparent
654-200



RAL 1003 | Yellow
654-191



RAL 9001 | Cream
654-122



RAL 9006 | Silver
654-144



RAL 3000 | Red
654-196



Copper
654-199

This chart serves as a shades guide only! The shade presented in the chart may differ from the actually applied shade.

Hammered Effect

For Internal and External Painting



Hammeron


Revolutionary Direct Application on Rust

Suited for application on all metal types

Packaging 0.25, 0.75, 2.5, 4.5 liters

- Excellent adhesion to steel and galvanized steel
- High water impermeability
- Long term fading resistance
- Long term resistance to rust
- Excellent results when applied with a brush, quick drying
- Easy application, no time limit on second coat


Ready to Use Shades




Light blue




654-320 Light green




654-314 Medium green



654-316 Sea blue



654-388 Dark green



654-317 Copper




654-309 Bronze



654-311 Silver




654-321 Gray




654-315 Deep blue




654-322 Dark bronze



654-312 Red



654-303 Black



654-318 Brown



654-313 Gold

This chart serves as a shades guide only! The shade presented in the chart may differ from the actually applied shade.

Grainy Effect

For Internal and External Painting

Hammerton

Revolutionary Direct Application on Rust

Suited for application on all metal types

Packaging 0.25, 0.75, 2.5, 4.5 liters

- Excellent adhesion to steel and galvanized steel
- High water impermeability
- Long term fading resistance
- Long term resistance to rust
- Excellent results when applied with a brush
- Quick drying
- Easy application



Ready to Use Shades



654-604 Copper



654-609 Rust



654-607 Blue



654-606 Green



654-608 Forest green



654-603 Dark gray



654-611 Graphite black



654-602 Gray



654-601 Silver



654-605 Bronze

This chart serves as a shades guide only! The shade presented in the chart may differ from the actually applied shade.

Smooth Matt Look

For Internal and External Painting

- Spray application recommended
- Resistant to urban and light industry corrosive environment
- Sanding is required to ensure adhesion to galvanized steel
- Quick drying



Metallic Glittering Effect

Monocoat FD

Monocoat FD33, Monocoat FD11, Top coat for quick application TW33, אדיר מהיר ייבוש TS11, Top coat super durable TW55

Suited for application on smithy and maintenance works, fences, banisters, gates

Packaging 0.25, 0.75, 2.5, 4.5 liters

Ready to Use Shades



RAL 5003 | ● Deep Blue 47




RAL 5019 | ● Blue 49




RAL 7011 | ● Gray 39




RAL 7038 | ● Gray 35




RAL 9005 | ● Black 202



RAL 9016 | ● White 101



RAL 8016 | ● Chocolate Brown 73



RAL 6001 | ● Vivid Green 86



RAL 6005 | ● Dark Green 88



RAL 1003 | ● Vivid Yellow 91



RAL 7023 | ● Cement Gray 37



RAL 5012 | ● Light Blue 42



RAL 9006 | ● Silver 44



RAL 2010 | ● Orange 93



RAL 3000 | ● Red 96



RAL 3003 | ● Raspberry Red 97

This chart serves as a shades guide only! The shade presented in the chart may differ from the actually applied shade.



Sparks shades are available in a range of shades out of the Sparks fandeck
Monocoat F.D. shades are available from pastel base shades

Matt Satin Look

For Internal and External Painting

- High coverage rate
- Easily washed and cleaned
- Exceptional resistance
- Easy application
- Quick drying
- Odor free
- Lead and chromates free

Poliur

Unique acrylic matt satin finish, applied on wood, metal and walls.

Suited for application on furniture for children, garden furniture, doors and lintels. Available in water based or turpentine based versions.




Packaging 0.25, 0.75, 2.5, 4.5 liters


Ready to Use Shades Chart Synthetic Poliur



487-447 Dark Blue



487-441 Turquoise



487-486 Green



487-488 Dark Green



487-202 Black



487-101 White



487-412 Yellow



487-483 Orange



487-470 Red




487-482 Purple




487-442 Light Blue



487-438 Blue



487-479 Dark Brown



487-469 Brown



487-467 Platinum Gray



487-461 Pearl



487-415 Cream

This chart serves as a shades guide only! The shade presented in the chart may differ from the actually applied shade.

Glossy Look

For Internal and External Painting

Superlac

**Synthetic, glossy finish
for wood and metal**

Suited for application on
furniture for children, garden
furniture, doors and lintels.

- Easy application
- Complete coverage
- Lead and chromates free



Packaging 0.25, 0.75, 2.5, 4.5 liters

Ready to Use Shades Chart Synthetic Superlac



424-041 Turquoise



424-081 Grass Green



424-408 Green



424-088 Dark Green



424-202 Black



424-100 White



424-083 Orange



424-096 Red



424-082 Purple




424-042 Light Blue



424-049 Blue




424-047 Deep Blue



424-035 Gray



424-015 Pearl Gray



424-073 Chocolate Brown




424-022 Light Vanilla



424-024 Vanilla



424-089 Yellow



424-037 Cement Gray

This chart serves as a shades guide only! The shade presented in the chart may differ from the actually applied shade.

